

CB-XXILX-G02-150W

Product Overview

- FJ-IL-G02 With SMD3030, this LED highbay light provides excellent lumen output, long-lasting stability and splendid sight.
- With high-end LED driver, this UFO Series LED HighBay lights has long lifespan and 5 years warranty.
- Unique heat dissipation design and stable product performance.
- Excellent heat dissipation function enables the LEDs consistently work under cool circumstance, providing significant boosts to lifespan and efficacy.
- 0-10V, Dali, time dimming fit for different project demand. additional Microwave induction, Light compensation function for choice.

SPECIFICATION SHEET



OTHER DETAILS

Lifespan	≥ 50,000Hours
Operating Temperature	-35° ~ 50°C
Dimming	DALI, 0-10V, PWM, Auto dimming with five independent levels, Smart control management system
Function Options	Microwave induction function Light compensation function

OPTICAL SPECS

Luminaire Flux	145lm/W
Lumen Output	21750 Lumens
CCT	3000/4000/5000/6000K
CRI	> 75 (>80 upon request)
Beam angle	60/90/120°

ELECTRICAL SPECS

System Power	150W
Input Voltage	AC 100 - 177/185 - 265 Volts
Power Frequency	50/60 Hz
Power Factor	> 0.95
Total Harmonic Distortion	< 15%
Insulation grade	Class I

MECHANICAL SPECS

Packing Dimensions	42*41*18CM
Gross Weight	3.2KG
Color	Grey/Black
Size	Φ316*H109.3mm
Ingress Protection	IP65
Impact Resistance	IK08

Material Housing: ADC12 die-cast
aluminum Cover: PMMA cover

CERTS



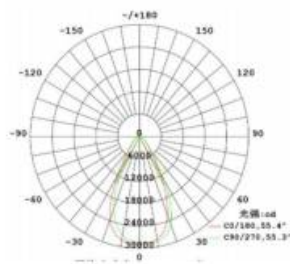
PHILIPS
LUMILEDS

▼ DETAILS AND PICTURE

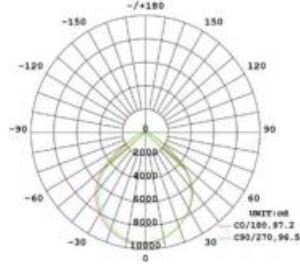


▼ DISTRIBUTION TYPES / BEAM ANGLE

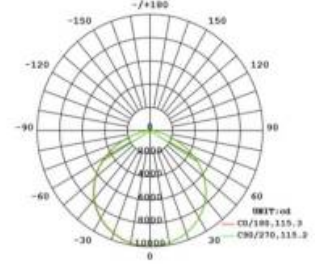
60°



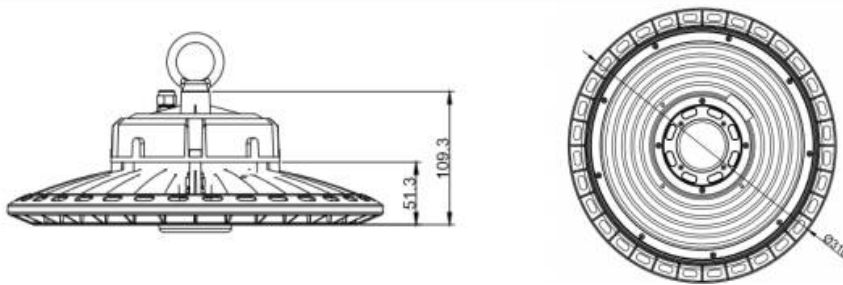
90°



120°



▼ DIMENSION

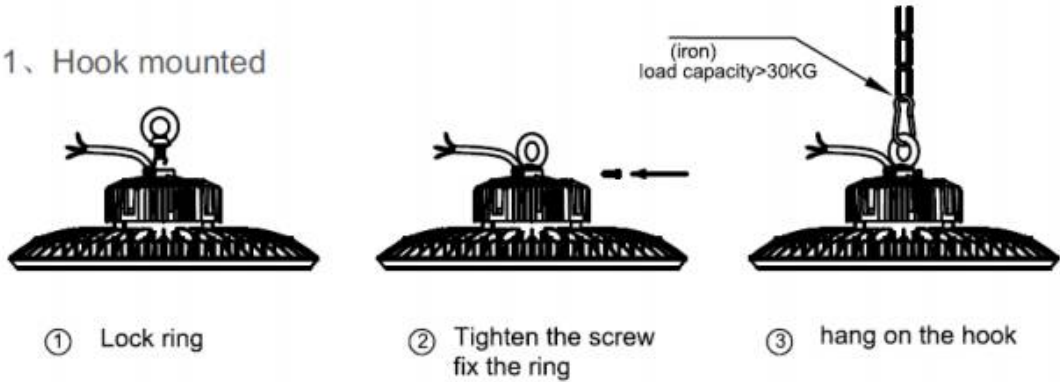


▼ UFO HIGH BAYLIGHT WATTAGE

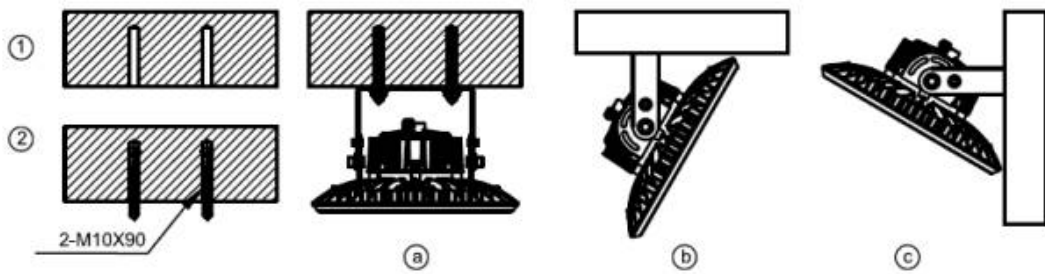
PRODUCT	WATTAGE	CCT	Size
FJ-IL-G02-100W	100W	3000K/4000K/6000K	Φ270*H114mm
FJ-IL-G02-150W	150W	3000K/4000K/6000K	Φ316*H109.3mm
FJ-IL-G02-200W	200W	3000K/4000K/6000K	Φ340*H130mm

▼ INSTALLTION

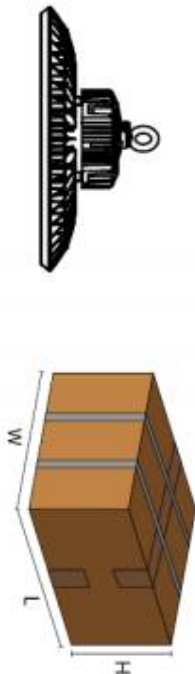
1、 Hook mounted



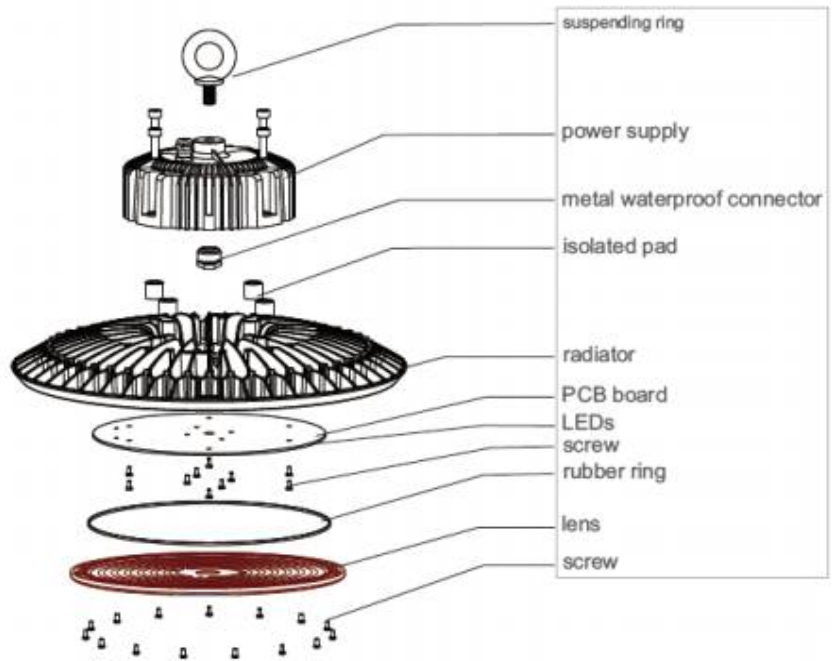
2、 Bracketed mounted



▼ PACKING DETAIL



▼ STRUCTURE DARWING

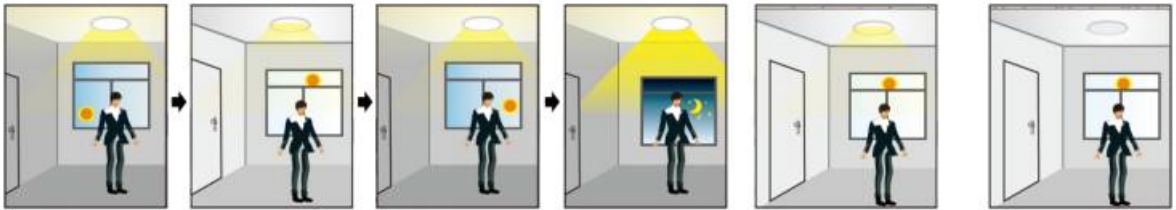


▼ FUNCTION



Light compensation

According to the set illuminance, the same illuminance can be automatically adjusted while the external environment changes.



The lamp lights on 100% illumination or dims to maintain the preset illumination level against ambient light.

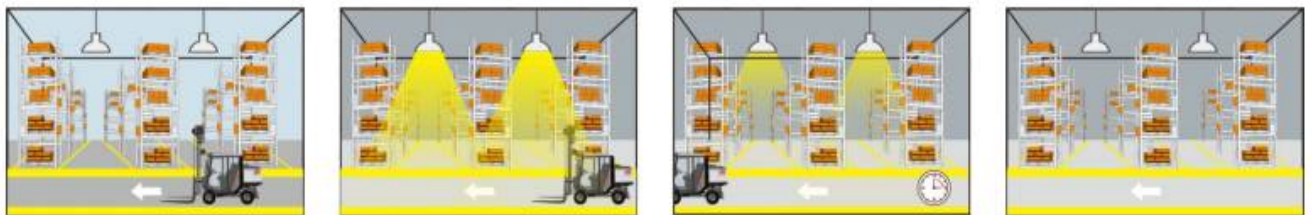
The lamp dims to minimum light level but never turn off even if with sufficient ambient light.

Users can switch off the light manually.



Microwave induction

Automatically open when people walk in, when the person leaves, can be set to save 10%, 20%, 50% mode is on or automatically close after a while.



①
Before passing
Extinguished

②
Going through
Light up

③
After leaving
Save 10%,20%,50%

④
No one passed
Automatically shut down